

# N5700 Series System DC Power Supplies

N5741A-49A, N5750A-52A, N5761A-69A, N5770A-72A

## Family of Affordable Basic System DC Power Supplies

- 24 models: 750 W and 1500 W output power
- Up to 600 V and up to 180 A
- Small high density 1 U package
- Built-in voltage and current measurement
- Full protection from over-voltage and over-current
- 85-265 Vac universal AC input
- Command compatibility for Sorensen DLM and Xantrex XFR DC supplies
- LAN, USB, and GPIB interfaces standard
- Fully compliant to LXI Class C specification

The Keysight Technologies, Inc. N5700 Series system DC power supplies give you just the right performance — at just the right price — in a compact (1 U) package. This family of affordable 750 W and 1500 W single-output programmable DC power supplies consists of 24 models for simple DC power applications. They provide stable output power, built-in voltage and current measurement, and output voltage and current from 6 V to 600 V and 1.3 A to 180 A.

These economical supplies offer many system-ready features like multiple standard I/O interfaces to simplify and accelerate test-system development for R&D, design validation, and manufacturing engineers in the aerospace/defense, automotive, component and communications industries.



# Table of Contents

Family of Affordable Basic System DC Power Supplies ..... 1

Supplemental Characteristics for All Model Numbers ..... 12

Outline Diagram ..... 16

Front and Rear Panel Detail ..... 17

Ordering Information ..... 18


Related Literature..... 20

## Small, high-density package saves you rack space

The N5700 provides up to 1500 W in a small space-saving 1 U-high, 19-inch-wide package. Its air vents are in the front, side and rear (not on the top or bottom), so you can stack other instruments directly above or below it to save valuable rack space.

## Easy front-panel operation

You can quickly and easily operate the power supply with its rotary knobs and buttons. Using the front-panel controls, you can make coarse or fine adjustments of output voltage and current, protection settings, and set power-on states (last setting memory or factory default setting). The output voltage and current are displayed simultaneously, and LED indicators show power supply status and operating modes. You can lock the front panel controls to protect against accidental power-supply parameter changes.



**Figure 1.** Front-panel control knobs and buttons make it easy to use N5700 power supplies.

## Extensive device protection

To safeguard your device from damage, the N5700 Series power supplies provide over-temperature, over-current and over-voltage protection (OVP) to shut down the power supply output when a fault condition occurs. They also offer an under-voltage limit (UVL) that prevents adjustment of the output voltage below a certain limit. The combination of UVL and OVP capabilities lets you create a protection window for sensitive load circuitry.

## Simplify system connections

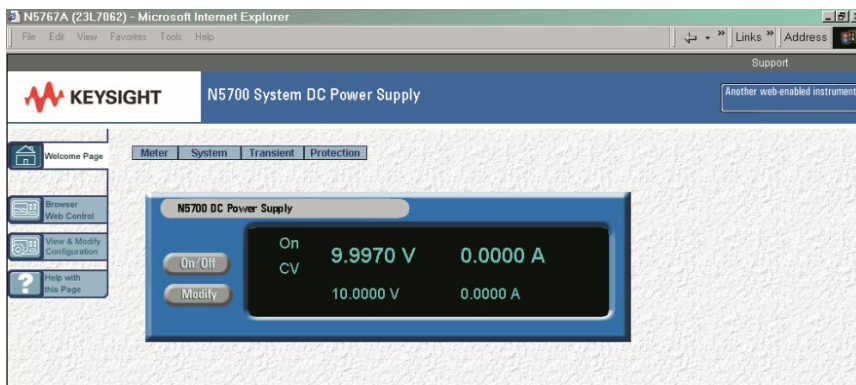
The N5700 Series power supplies come standard with GPIB, Ethernet/LAN, and USB 2.0 interfaces giving you the flexibility to use your I/O interface of choice today and in the future. The N5700 is fully compliant with the LXI Class C specification.



**Figure 2.** Built-in Ethernet, USB 2.0, and GPIB interfaces enable easy system connections.

## Remote access and control

The built-in Web server provides remote access and control of the instrument via a standard browser such as Microsoft Internet Explorer. Using the Web browser, you can set up, monitor and operate the N5700 remotely.



**Figure 3.** N5700 series web graphical user interface for remote access and control of the power supply.

## Easy system integration and configuration

To simplify system development, the N5700 comes standard with IVI-COM drivers. The N5700 supports the easy-to-use SCPI (Standard Commands for Programmable Instruments).

## Command compatibility

The N5700 includes a compatibility command set for the Xantrex XFR series power supplies, the Sorensen DLM series power supplies, and the Keysight 603x series power supplies. This simplifies system integration when converting to the N5700. For a comparison of these products, see application notes:

- Side-by-side comparison: Keysight N5700 Series System DC Source and Sorensen DLM DC Power Supply, AN 1502-1, 5989-1628EN
- Side-by-side comparison: Keysight N5700 Series System DC Source and Xantrex XFR AN 1502-2, 5989-1630EN

## Flexible configuration: connect multiple units in parallel and series

Should you need greater output power, the N5700 series power supplies give you the flexibility to connect in parallel up to four similarly rated units for greater output current and connect two similarly rated units in series for greater output voltage (see output terminal isolation information).

## Analog programming and monitoring

The output voltage and current can be programmed from zero to full scale by either an analog voltage 0 to 5 V or 0 to 10 V or by resistances of 0 to 5 k $\Omega$  or 0 to 10 k $\Omega$ .

## Universal AC input

All N5700 models have universal AC input so they can be automatically operated from any AC mains input voltage worldwide. They can be operated from line voltages of 85 – 265 Vac, 47 to 63 Hz, with no switch to set or fuses to change when you switch from one voltage standard to another. They also provide power factor correction.

## Rack mounting

The rack mount ears and handles are provided standard with every unit. In addition the N5740A rack mount slide kit makes it easy to integrate an N5700 into a test rack by providing all the necessary hardware to rack mount an N5700 series power supply in only 1 U of rack space.

# Performance specifications

Unless otherwise noted, specifications are warranted over the ambient temperature range of 0 to 40 °C.

		N5741A	N5742A	N5743A	N5744A	N5745A	N5746A
DC output ratings <sup>1</sup>	Voltage	6 V	8 V	12.5 V	20 V	30 V	40 V
	Current	100 A	90 A	60 A	38 A	25 A	19 A
	Power	600 W	720 W	750 W	760 W	750 W	760 W
Output ripple and noise	CV p-p <sup>2</sup>	60 mV	60 mV	60 mV	60 mV	60 mV	60 mV
	CV rms <sup>3</sup>	8 mV	8 mV	8 mV	8 mV	8 mV	8 mV
Load effect (change from 10% to 90%)	Voltage	2.6 mV	2.8 mV	3.25 mV	4 mV	5 mV	6 mV
	Current	25 mA	23 mA	17 mA	12.6 mA	10 mA	8.8 mA
Source effect (change from 85-132 VAC input or 170-265 VAC input)	Voltage	2.6 mV	2.8 mV	3.25 mV	4 mV	5 mV	6 mV
	Current	12 mA	11 mA	8 mA	5.8 mA	4.5 mA	3.9 mA
Programming accuracy <sup>1</sup>	Voltage 0.05%+	3 mV	4 mV	6.25 mV	10 mV	15 mV	20 mV
	Current 0.1%+	100 mA	90 mA	60 mA	38 mA	25 mA	19 mA
Measurement accuracy	Voltage 0.1%+	6 mV	8 mV	12.5 mV	20 mV	30 mV	40 mV
	Current 0.1%+	300 mA	270 mA	180 mA	114 mA	75 mA	57 mA
Load transient recovery time <sup>4</sup>	Time	≤1.5 ms	≤1.5 ms	≤1.5 ms	≤1 ms	≤1 ms	≤1 ms
<b>Supplemental Characteristics</b>	<b>Supplemental characteristics are not warranted but are descriptions of typical performance determined either by design or type testing</b>						
Output response time (settle to within ±1.0% of the rated output, with a resistive load)	Up, full load	0.08 s	0.08 s	0.08 s	0.08 s	0.08 s	0.08 s
	Down, full load	0.05 s	0.05 s	0.05 s	0.05 s	0.08 s	0.08 s
	Down, no load	0.5 s	0.6 s	0.7 s	0.8 s	0.9 s	1.0 s
Command response time <sup>5</sup>	55 ms						
Data readback transfer time <sup>6</sup>	3 ms						
Remote sense compensation	Volts/load lead	1 V	1 V	1 V	1 V	1.5 V	2 V
	Range	0.5–7.5 V	0.5–10 V	1–15 V	1–24 V	2–36 V	2–44 V
Over-voltage protection	Accuracy	0.06 V	0.08 V	0.125 V	0.20 V	0.30 V	0.40 V
	CC rms	200 mA	180 mA	120 mA	76 mA	63 mA	48 mA
Programming resolution	Voltage	0.72 mV	0.96 mV	1.5 mV	2.4 mV	3.6 mV	4.8 mV
measurement resolution	Current	12 mA	10.8 mA	7.2 mA	4.56 mA	3 mA	2.3 mA
Front panel display accuracy (4 digits; ±1 count)	Voltage	0.03 V	0.04 V	0.06 V	0.10 V	0.15 V	0.20 V
	Current	0.50 A	0.45 A	0.30 A	0.19 A	0.13 A	0.10 A

1. Minimum voltage is guaranteed to a maximum of 0.2% of the rated output voltage.  
Minimum current is guaranteed to a maximum of 0.4% of the rated output current.
2. Up to 20 MHz
3. From 5 Hz – 1 MHz
4. Time for output voltage to recover within 0.5% of its rated output for a load change from 10 to 90% of its rated output current.  
Voltage set point from 10% to 100% of rated output
5. Add this to the output response time to obtain the total programming time
6. Time to provide data back to the controller using LAN interface (does not include A/D conversion time)
7. From 5 Hz – 1 MHz, at 10% to 100% of output voltage at full load (for 6 V units from 33% to 100% of output voltage)

# Performance specifications

Unless otherwise noted, specifications are warranted over the ambient temperature range of 0 to 40 °C.

		N5747A	N5748A	N5749A	N5750A	N5751A	N5752A
DC output ratings <sup>1</sup>	Voltage	60 V	80 V	100 V	150 V	300 V	600 V
	Current	12.5 A	9.5 A	7.5 A	5 A	2.5 A	1.3 A
	Power	750 W	760 W	750 W	750 W	750 W	780 W
Output ripple and noise	CV p-p <sup>2</sup>	60 mV	60 mV	80 mV	80 mV	100 mV	150 mV
	CV rms <sup>3</sup>	8 mV	8 mV	8 mV	8 mV	12 mV	20 mV
Load effect (change from 10% to 90%)	Voltage	8 mV	10 mV	12 mV	17 mV	32 mV	62 mV
	Current	7.5 mA	6.9 mA	6.5 mA	6 mA	5.5 mA	5.26 mA
Source effect (change from 85-132 VAC input or 170-265 VAC input)	Voltage	8 mV	10 mV	12 mV	17 mV	32 mV	62 mV
	Current	3.25 mA	2.95 mA	2.75 mA	2.5 mA	2.25 mA	2.13 mA
Programming accuracy <sup>1</sup>	Voltage 0.05%+	30 mV	40 mV	50 mV	75 mV	150 mV	300 mV
	Current 0.1%+	12.5 mA	9.5 mA	7.5 mA	5 mA	2.5 mA	1.3 mA
Measurement accuracy	Voltage 0.1%+	60 mV	80 mV	100 mV	150 mV	300 mV	600 mV
	Current 0.1%+	37.5 mA	28.5 mA	22.5 mA	15 mA	7.5 mA	3.9 mA
Load transient recovery time <sup>4</sup>	Time	≤1 ms	≤1 ms	≤1 ms	≤2 ms	≤2 ms	≤2 ms
<b>Supplemental Characteristics</b>	<b>Supplemental characteristics are not warranted but are descriptions of typical performance determined either by design or type testing</b>						
Output response time (settle to within ±1.0% of the rated output, with a resistive load)	Up, full load	0.08 s	0.15 s	0.15 s	0.15 s	0.15 s	0.25 s
	Down, full load	0.08 s	0.15 s	0.15 s	0.15 s	0.15 s	0.30 s
	Down, no load	1.1 s	1.2 s	1.5 s	2.0 s	3.0 s	4.0 s
Command response time <sup>5</sup>	55 ms						
Data readback transfer time <sup>6</sup>	3 ms						
Remote sense compensation	Volts/load lead	3 V	4 V	5 V	5 V	5 V	5 V
	Range	5–66 V	5–88 V	5–110 V	5–165 V	5–330 V	5–660 V
Over-voltage protection	Accuracy	0.06 V	0.60 V	0.80 V	1 V	1.5 V	3 V
	CC rms	38 mA	29 mA	23 mA	18 mA	13 mA	8 m
Output ripple and noise <sup>7</sup>	Voltage	7.2 mV	9.6 mV	12 mV	18 mV	36 mV	72 mV
	Current	1.5 mA	1.14 mA	0.9 mA	0.6 mA	0.3 mA	0.156 mA
Front panel display accuracy (4 digits; ±1 count)	Voltage	0.3 V	0.4 V	0.5 V	0.75 V	1.5 V	3 V
	Current	0.0625 A	0.0475 A	0.0375 A	0.0250 A	0.0125A	0.0065 A

1. Minimum voltage is guaranteed to a maximum of 0.2% of the rated output voltage.  
Minimum current is guaranteed to a maximum of 0.4% of the rated output current.
2. Up to 20 MHz
3. From 5 Hz – 1 MHz
4. Time for output voltage to recover within 0.5% of its rated output for a load change from 10 to 90% of its rated output current.  
Voltage set point from 10% to 100% of rated output
5. Add this to the output response time to obtain the total programming time
6. Time to provide data back to the controller using LAN interface (does not include A/D conversion time)
7. From 5 Hz – 1 MHz, at 10% to 100% of output voltage at full load (for 6 V units from 33% to 100% of output voltage)

# Performance specifications

Unless otherwise noted, specifications are warranted over the ambient temperature range of 0 to 40 °C.

		N5761A	N5762A	N5763A	N5764A	N5765A	N5766A
DC output ratings <sup>1</sup>	Voltage	6 V	8 V	12.5 V	20 V	30 V	40 V
	Current	180 A	165 A	120 A	76 A	50 A	38 A
	Power	1080 W	1320 W	1500 W	1520 W	1500 W	1520 W
Output ripple and noise	CV p-p <sup>2</sup>	60 mV	60 mV	60 mV	60 mV	60 mV	60 mV
	CV rms <sup>3</sup>	8 mV	8 mV	8 mV	8 mV	8 mV	8 mV
Load effect (change from 10% to 90%)	Voltage	2.6 mV	2.8 mV	3.25 mV	4 mV	5 mV	6 mV
	Current	41 mA	38 mA	29 mA	20.2 mA	15 mA	12.6 mA
Source effect (change from 85-132 VAC input or 170-265 VAC input)	Voltage	2.6 mV	2.8 mV	3.25 mV	4 mV	5 mV	6 mV
	Current	20 mA	18.5 mA	14 mA	9.6 mA	7 mA	5.8 mA
Programming accuracy <sup>1</sup>	Voltage 0.05%+	3 mV	4 mV	6.25 mV	10 mV	15 mV	20 mV
	Current 0.1%+	180 mA	165 mA	120 mA	76 mA	50 mA	38 mA
Measurement accuracy	Voltage 0.1%+	6 mV	8 mV	12.5 mV	20 mV	30 mV	40 mV
	Current 0.1%+	540 mA	495 mA	360 mA	228 mA	150 mA	114 mA
Load transient recovery time <sup>4</sup>	Time	≤1.5 ms	≤1.5 ms	≤1.5 ms	≤1 ms	≤1 ms	≤1 ms
<b>Supplemental Characteristics</b>	<b>Supplemental characteristics are not warranted but are descriptions of typical performance determined either by design or type testing</b>						
Output response time (settle to within ±1.0% of the rated output, with a resistive load)	Up, full load	0.08 s	0.08 s	0.08 s	0.08 s	0.08 s	0.08 s
	Down, full load	0.05 s	0.05 s	0.05 s	0.05 s	0.08 s	0.08 s
	Down, no load	0.5 s	0.6 s	0.7 s	0.8 s	0.9 s	1.0 s
Command response time <sup>5</sup>	55 ms						
Data readback transfer time <sup>6</sup>	3 ms						
Remote sense compensation	Volts/load lead	1 V	1 V	1 V	1 V	1.5 V	2 V
	Range	0.5–7.5 V	0.5–10 V	1–15 V	1–24 V	2–36 V	2–44 V
Over-voltage protection	Accuracy	0.06 V	0.08 V	0.125 V	0.20 V	0.30 V	0.40 V
	CC rms	360 mA	330 mA	240 mA	152 mA	125 mA	95 mA
Programming resolution	Voltage	0.72 mV	0.96 mV	1.5 mV	2.4 mV	3.6 mV	4.8 mV
measurement resolution	Current	21.6 mA	19.8 mA	14.4 mA	9.12 mA	6 mA	4.6 mA
Front panel display accuracy (4 digits; ±1 count)	Voltage	0.03 V	0.04 V	0.0625 V	0.1 V	0.15 V	0.2 V
	Current	0.90 A	0.825 A	0.60 A	0.38 A	0.25 A	0.19 A

1. Minimum voltage is guaranteed to a maximum of 0.2% of the rated output voltage.  
Minimum current is guaranteed to a maximum of 0.4% of the rated output current.
2. Up to 20 MHz
3. From 5 Hz – 1 MHz
4. Time for output voltage to recover within 0.5% of its rated output for a load change from 10 to 90% of its rated output current.  
Voltage set point from 10% to 100% of rated output
5. Add this to the output response time to obtain the total programming time
6. Time to provide data back to the controller using LAN interface (does not include A/D conversion time)
7. From 5 Hz – 1 MHz, at 10% to 100% of output voltage at full load (for 6 V units from 33% to 100% of output voltage)



# Performance specifications

Unless otherwise noted, specifications are warranted over the ambient temperature range of 0 to 40 °C.

		N5747A	N5748A	N5749A	N5750A	N5751A	N5752A
DC output ratings <sup>1</sup>	Voltage	60 V	80 V	100 V	150 V	300 V	600 V
	Current	12.5 A	9.5 A	7.5 A	5 A	2.5 A	1.3 A
	Power	750 W	760 W	750 W	750 W	750 W	780 W
Output ripple and noise	CV p-p <sup>2</sup>	60 mV	60 mV	80 mV	80 mV	100 mV	150 mV
	CV rms <sup>3</sup>	8 mV	8 mV	8 mV	8 mV	12 mV	20 mV
Load effect (change from 10% to 90%)	Voltage	8 mV	10 mV	12 mV	17 mV	32 mV	62 mV
	Current	7.5 mA	6.9 mA	6.5 mA	6 mA	5.5 mA	5.26 mA
Source effect (change from 85-132 VAC input or 170-265 VAC input)	Voltage	8 mV	10 mV	12 mV	17 mV	32 mV	62 mV
	Current	3.25 mA	2.95 mA	2.75 mA	2.5 mA	2.25 mA	2.13 mA
Programming accuracy <sup>1</sup>	Voltage 0.05%+	30 mV	40 mV	50 mV	75 mV	150 mV	300 mV
	Current 0.1%+	12.5 mA	9.5 mA	7.5 mA	5 mA	2.5 mA	1.3 mA
Measurement accuracy	Voltage 0.1%+	60 mV	80 mV	100 mV	150 mV	300 mV	600 mV
	Current 0.1%+	37.5 mA	28.5 mA	22.5 mA	15 mA	7.5 mA	3.9 mA
Load transient recovery time <sup>4</sup>	Time	≤1 ms	≤1 ms	≤1 ms	≤2 ms	≤2 ms	≤2 ms
<b>Supplemental Characteristics</b>	<b>Supplemental characteristics are not warranted but are descriptions of typical performance determined either by design or type testing</b>						
Output response time (settle to within ±1.0% of the rated output, with a resistive load)	Up, full load	0.08 s	0.15 s	0.15 s	0.15 s	0.15 s	0.25 s
	Down, full load	0.08 s	0.15 s	0.15 s	0.15 s	0.15 s	0.30 s
	Down, no load	1.1 s	1.2 s	1.5 s	2.0 s	3.0 s	4.0 s
Command response time <sup>5</sup>	55 ms						
Data readback transfer time <sup>6</sup>	3 ms						
Remote sense compensation	Volts/load lead	3 V	4 V	5 V	5 V	5 V	5 V
	Range	5–66 V	5–88 V	5–110 V	5–165 V	5–330 V	5–660 V
Over-voltage protection	Accuracy	0.06 V	0.60 V	0.80 V	1 V	1.5 V	3 V
	CC rms	38 mA	29 mA	23 mA	18 mA	13 mA	8 m
Programming resolution	Voltage	7.2 mV	9.6 mV	12 mV	18 mV	36 mV	72 mV
Measurement resolution	Current	1.5 mA	1.14 mA	0.9 mA	0.6 mA	0.3 mA	0.156 mA
Front panel display accuracy (4 digits; ±1 count)	Voltage	0.3 V	0.4 V	0.5 V	0.75 V	1.5 V	3 V
	Current	0.0625 A	0.0475 A	0.0375 A	0.0250 A	0.0125 A	0.0065 A

1. Minimum voltage is guaranteed to a maximum of 0.2% of the rated output voltage.  
Minimum current is guaranteed to a maximum of 0.4% of the rated output current.
2. Up to 20 MHz
3. From 5 Hz – 1 MHz
4. Time for output voltage to recover within 0.5% of its rated output for a load change from 10 to 90% of its rated output current.  
Voltage set point from 10% to 100% of rated output
5. Add this to the output response time to obtain the total programming time
6. Time to provide data back to the controller using LAN interface (does not include A/D conversion time)
7. From 5 Hz – 1 MHz, at 10% to 100% of output voltage at full load (for 6 V units from 33% to 100% of output voltage)

# Performance specifications

Unless otherwise noted, specifications are warranted over the ambient temperature range of 0 to 40 °C.

		N5761A	N5762A	N5763A	N5764A	N5765A	N5766A
DC output ratings <sup>1</sup>	Voltage	6 V	8 V	12.5 V	20 V	30 V	40 V
	Current	180 A	165 A	120 A	76 A	50 A	38 A
	Power	1080 W	1320 W	1500 W	1520 W	1500 W	1520 W
Output ripple and noise	CV p-p <sup>2</sup>	60 mV	60 mV	60 mV	60 mV	60 mV	60 mV
	CV rms <sup>3</sup>	8 mV	8 mV	8 mV	8 mV	8 mV	8 mV
Load effect (change from 10% to 90%)	Voltage	2.6 mV	2.8 mV	3.25 mV	4 mV	5 mV	6 mV
	Current	41 mA	38 mA	29 mA	20.2 mA	15 mA	12.6 mA
Source effect (change from 85-132 VAC input or 170-265 VAC input)	Voltage	2.6 mV	2.8 mV	3.25 mV	4 mV	5 mV	6 mV
	Current	20 mA	18.5 mA	14 mA	9.6 mA	7 mA	5.8 mA
Programming accuracy <sup>1</sup>	Voltage 0.05%+	3 mV	4 mV	6.25 mV	10 mV	15 mV	20 mV
	Current 0.1%+	180 mA	165 mA	120 mA	76 mA	50 mA	38 mA
Measurement accuracy	Voltage 0.1%+	6 mV	8 mV	12.5 mV	20 mV	30 mV	40 mV
	Current 0.1%+	540 mA	495 mA	360 mA	228 mA	150 mA	114 mA
Load transient recovery time <sup>4</sup>	Time	≤1.5 ms	≤1.5 ms	≤1.5 ms	≤1 ms	≤1 ms	≤1 ms
<b>Supplemental Characteristics</b>	<b>Supplemental characteristics are not warranted but are descriptions of typical performance determined either by design or type testing</b>						
Output response time (settle to within ±1.0% of the rated output, with a resistive load)	Up, full load	0.08 s	0.08 s	0.08 s	0.08 s	0.08 s	0.08 s
	Down, full load	0.05 s	0.05 s	0.05 s	0.05 s	0.08 s	0.08 s
	Down, no load	0.5 s	0.6 s	0.7 s	0.8 s	0.9 s	1.0 s
Command response time <sup>5</sup>	55 ms						
Data readback transfer time <sup>6</sup>	3 ms						
Remote sense compensation	Volts/load lead	1 V	1 V	1 V	1 V	1.5 V	2 V
	Range	0.5–7.5 V	0.5–10 V	1–15 V	1–24 V	2–36 V	2–44 V
Over-voltage protection	Accuracy	0.06 V	0.08 V	0.125 V	0.20 V	0.30 V	0.40 V
	CC rms	360 mA	330 mA	240 mA	152 mA	125 mA	95 mA
Programming resolution	Voltage	0.72 mV	0.96 mV	1.5 mV	2.4 mV	3.6 mV	4.8 mV
measurement resolution	Current	21.6 mA	19.8 mA	14.4 mA	9.12 mA	6 mA	4.6 mA
Front panel display accuracy (4 digits; ±1 count)	Voltage	0.03 V	0.04 V	0.0625 V	0.1 V	0.15 V	0.2 V
	Current	0.90 A	0.825 A	0.60 A	0.38 A	0.25 A	0.19 A

1. Minimum voltage is guaranteed to a maximum of 0.2% of the rated output voltage.  
Minimum current is guaranteed to a maximum of 0.4% of the rated output current.
2. Up to 20 MHz
3. From 5 Hz – 1 MHz
4. Time for output voltage to recover within 0.5% of its rated output for a load change from 10 to 90% of its rated output current.  
Voltage set point from 10% to 100% of rated output
5. Add this to the output response time to obtain the total programming time
6. Time to provide data back to the controller using LAN interface (does not include A/D conversion time)
7. From 5 Hz – 1 MHz, at 10% to 100% of output voltage at full load (for 6 V units from 33% to 100% of output voltage)

# Performance specifications

Unless otherwise noted, specifications are warranted over the ambient temperature range of 0 to 40 °C.

		N5767A	N5768A	N5769A	N5770A	N5771A	N5772A
DC output ratings <sup>1</sup>	Voltage	60 V	80 V	100 V	150 V	300 V	600 V
	Current	25 A	19 A	15 A	10 A	5 A	2.6 A
	Power	1500 W	1520 W	1500 W	1500 W	1500 W	1560 W
Output ripple and noise	CV p-p <sup>2</sup>	60 mV	80 mV	80 mV	100 mV	150 mV	300 mV
	CV rms <sup>3</sup>	8 mV	8 mV	8 mV	12 mV	20 mV	60 mV
Load effect (change from 10% to 90%)	Voltage	8 mV	10 mV	12 mV	17 mV	32 mV	62 mV
	Current	10 mA	8.8 mA	8 mA	7 mA	6 mA	5.5 mA
Source effect (change from 85-132 VAC input or 170-265 VAC input)	Voltage	8 mV	10 mV	12 mV	17 mV	32 mV	62 mV
	Current	4.5 mA	3.9 mA	3.5 mA	3 mA	2.5 mA	2.26 mA
Programming accuracy <sup>1</sup>	Voltage	0.05%+ 30 mV	40 mV	50 mV	75 mV	150 mV	300 mV
	Current	0.1%+ 25 mA	19 mA	15 mA	10 mA	5 mA	2.6 mA
Measurement accuracy	Voltage	0.1%+ 60 mV	80 mV	100 mV	150 mV	300 mV	600 mV
	Current	0.1%+ 75 mA	57 mA	45 mA	30 mA	15 mA	7.8 mA
Load transient recovery time <sup>4</sup>	Time	≤1 ms	≤1 ms	≤1 ms	≤2 ms	≤2 ms	≤2 ms
<b>Supplemental Characteristics</b>	<b>Supplemental characteristics are not warranted but are descriptions of typical performance determined either by design or type testing</b>						
Output response time (settle to within ±1.0% of the rated output, with a resistive load)	Up, full load	0.08 s	0.15 s	0.15 s	0.15 s	0.15 s	0.25 s
	Down, full load	0.08 s	0.15 s	0.15 s	0.15 s	0.15 s	0.30 s
	Down, no load	1.1 s	1.2 s	1.5 s	2.0 s	3.0 s	4.0 s
Command response time <sup>5</sup>	55 ms						
Data readback transfer time <sup>6</sup>	3 ms						
Remote sense compensation	Volts/load lead	3 V	4 V	5 V	5 V	5 V	5 V
	Range	5–66 V	5–88 V	5–110 V	5–165 V	5–330 V	5–660 V
Over-voltage protection	Accuracy	0.60 V	0.80 V	1 V	1.5 V	3 V	6 V
	CC rms	75 mA	57 mA	45 mA	35 mA	25 mA	12 m
Programming resolution	Voltage	7.2 mV	9.6 mV	12 mV	18 mV	36 mV	72 mV
measurement resolution	Current	3 mA	2.28 mA	1.8 mA	1.2 mA	0.6 mA	0.312 mA
Front panel display accuracy (4 digits; ±1 count)	Voltage	0.3 V	0.4 V	0.5 V	0.75 V	1.5 V	3 V
	Current	0.125 A	0.095 A	0.075 A	0.050 A	0.025 A	0.013 A

1. Minimum voltage is guaranteed to a maximum of 0.2% of the rated output voltage.  
Minimum current is guaranteed to a maximum of 0.4% of the rated output current.
2. Up to 20 MHz
3. From 5 Hz – 1 MHz
4. Time for output voltage to recover within 0.5% of its rated output for a load change from 10 to 90% of its rated output current.  
Voltage set point from 10% to 100% of rated output
5. Add this to the output response time to obtain the total programming time
6. Time to provide data back to the controller using LAN interface (does not include A/D conversion time)
7. From 5 Hz – 1 MHz, at 10% to 100% of output voltage at full load (for 6 V units from 33% to 100% of output voltage)

## **WARNING Shock Hazard**

- For models up to 60 VDC rated output, no point on the output shall be more than  $\pm 60$  VDC above or below chassis ground.
- For models greater than 60 VDC rated output, no point on the Positive output shall be more than  $\pm 600$  VDC above or below chassis ground.
- For models greater than 60 VDC rated output, no point on the Negative output shall be more than  $\pm 400$  VDC above or below chassis ground.

## **Supplemental Characteristics for All Model Numbers**

### **Series and parallel capability**

#### **Parallel operation**

Up to 4 units can be connected in primary/secondary mode

#### **Series operation**

Up to 2 units can be connected in series

### **Output terminal isolation**

#### **6 V to 60 V units**

No output terminal may be more than  $\pm 60$  VDC from any other terminal or chassis ground

#### **80 V to 600 V units**

No output terminal may be more than  $\pm 600$  VDC from any other terminal or chassis ground

### **Store-recall states**

Volatile memory locations: 16

## Analog programming

(of output voltage and current)

### Input signal

Selectable;

0 to 5 V / 0 to 10 V full scale

### Input impedance

Selectable;

0 to 5 k $\Omega$  / 0 to 10 k $\Omega$  full scale

## Interface capabilities

### GPIB

SCPI – 1993, IEEE 488.2 compliant interface

### USB 2.0

Requires Keysight I/O library version L.01.01

### 10/100 LAN

Requires Keysight I/O library version L.01.01

### Web server

Built-in Web server requires Internet Explorer 5+ or Netscape 6.2+

## Environmental conditions

### Environment

Indoor use, installation category II (AC input), pollution degree 2

### Operating temperature

0°C to 40°C @ 100% load

### Storage temperature

-20°C to 70°C

## Operating humidity

30% to 90% relative humidity (no condensation)

## Storage humidity

10% to 95% relative humidity (no condensation)

## Altitude

- Up to 3000 meters.
- Derate the output current by 2%/100 m above 2000 m.
- Derate the maximum ambient temperature by 1 °C/100 m above 2000 m.

## Regulatory compliance

### EMC

- European EMC directive 89/336/EEC for Class A products
- Australian C- Tick mark
- This ISM device complies with Canadian ICES-001.
- Cet appareil ISM est conforme à la norme NMB-001 du Canada.

### Safety

- European Low Voltage Directive 73/23/EEC
- US and Canadian safety standards
- Any LEDs used in this product are Class 1 as per IEC 825-1

### Acoustic noise declaration

Emission directive:

- Sound pressure  $L_p < 70$  dB(A), At operator position, \*Normal operation, \*According to EN 27779 (Type Test).
- Schalldruckpegel  $L_p < 70$  dB(A) \*Am Arbeitsplatz, \*Normaler Betrieb, \*Nach EN 27779 (Typprüfung).

## AC input

### Nominal input

100 – 240 VAC; 50/60 Hz

### Input current 750 W

10.5 A @ 100 VAC nominal;

5 A @ 200 VAC nominal

## **Input current 1500 W**

21 A @ 100 VAC nominal;

11 A @ 200 VAC nominal

## **Input range**

85 – 265 VAC; 47 – 63 Hz.

## **Power factor**

0.99 at nominal input and rated output power

## **Efficiency**

76% – 87% for 750 W units;

77% – 88% for 1500 W units

## **Inrush current**

<25 A for 750 W units;

<50 A for 1500 W units

## **Dimensions**

(Excluding connectors, and handles)

Height            43.6 mm (1.72 in)

Width             422.8 mm (16.65 in)

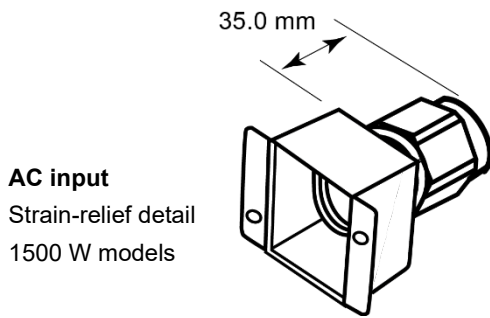
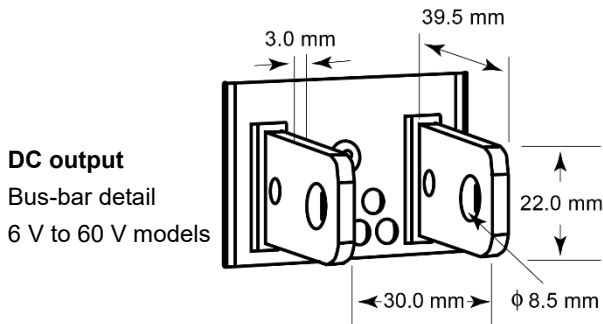
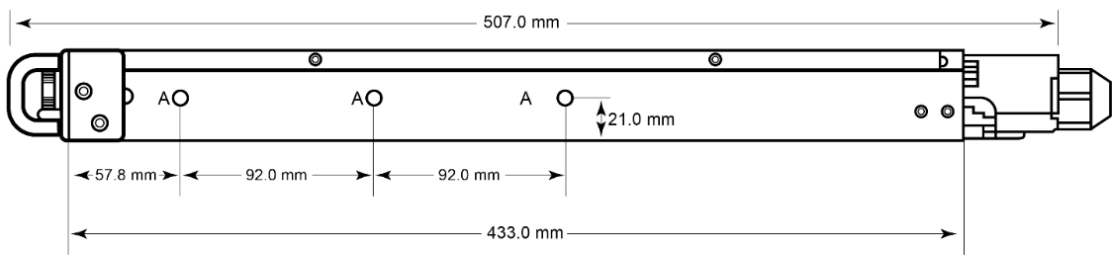
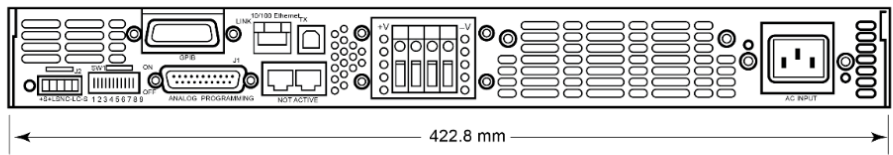
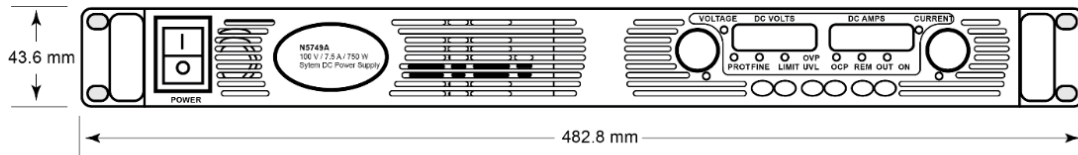
Depth            432.8 mm (17.04 in)

## **Weight**

750 W            7 Kg (15.4 lbs.)

1500 W          8.5 Kg (18.7 lbs.)

# Outline Diagram





# Front and Rear Panel Detail

## Front Panel

(All Models)



= air flow (in front, out rear)

## Rear Panel\*

(6 V to 60 V, 1500 W Models)



(80 V to 600 V, 1500 W Models)



(6 V to 60 V, 750 W Models)



(80 V to 600 V, 750 W Models)



# Ordering Information

## Available models

Model number	Description	Description
<b>750 W Models</b>		
N5741A	System DC Power Supply	6 V, 100 A, 600 W
N5742A	System DC Power Supply	8 V, 90 A, 720 W
N5743A	System DC Power Supply	12.5 V, 60 A, 750 W
N5744A	System DC Power Supply	20 V, 38 A, 760 W
N5745A	System DC Power Supply	30 V, 25 A, 750 W
N5746A	System DC Power Supply	40 V, 19 A, 760 W
N5747A	System DC Power Supply	60 V, 12.5 A, 750 W
N5748A	System DC Power Supply	80 V, 9.5 A, 760 W
N5749A	System DC Power Supply	100 V, 7.5 A, 750 W
N5750A	System DC Power Supply	150 V, 5 A, 750 W
N5751A	System DC Power Supply	300 V, 2.5 A, 750 W
N5752A	System DC Power Supply	600 V, 1.3 A, 780 W
<b>750 W Models</b>		
N5761A	System DC Power Supply	6 V, 180 A, 1080 W
N5762A	System DC Power Supply	8 V, 165 A, 1320 W
N5763A	System DC Power Supply	12.5 V, 120 A, 1500 W
N5764A	System DC Power Supply	20 V, 76 A, 1520 W
N5765A	System DC Power Supply	30 V, 50 A, 1500 W
N5766A	System DC Power Supply	40 V, 38 A, 1520 W
N5767A	System DC Power Supply	60 V, 25 A, 1500 W
N5768A	System DC Power Supply	80 V, 19 A, 1520 W
N5769A	System DC Power Supply	100 V, 15 A, 1500 W
N5770A	System DC Power Supply	150 V, 10 A, 1500 W
N5771A	System DC Power Supply	300 V, 5 A, 1500 W
N5772A	System DC Power Supply	600 V, 2.6 A, 1560 W

## Options

### 750 W Models

Opt 900	Power Cord, United Kingdom
Opt 902	Power Cord, Europe
Opt 903	Power Cord, USA, Canada
Opt 918	Power Cord, Japan
Opt 922	Power Cord, China
Opt NGP8	USB & LAN only (No GPIB Interface) (Available for N5744A, N5747A, N5750A Models only)

### 1500 W Models

Opt 861	Unterminated Power Cord, USA, Canada, Japan, China, Other
Opt 862	Harmonized Unterminated Power Cord, Europe
Opt NGP8	USB & LAN only (No GPIB Interface) (Available for N5764A, N5765A, N5766A, N5767A, N5770A Models only)

## Accessories

N5740A      Rack Mount Slide Kit

(Required for rack mounting; standard system 11 rack-mounting hardware will not work)

# Related Literature

These application notes will help you compare Keysight system DC sources with power supplies from other manufacturers:

- *Side-by-Side Comparison: Keysight N5700 Series System DC Source and Sorensen DLM DC Power Supply*, AN 1502-1, 5989-1628EN  
<https://www.keysight.com/my/en/assets/7018-01257/application-notes/5989-1628.pdf>
- *How to Convert from a Sorensen DLM to an Keysight N5700*, AN 1503-1, 5989-1629EN  
<https://www.keysight.com/my/en/assets/7018-01258/application-notes/5989-1629.pdf>
- *Side-by-Side Comparison: Keysight N5700 Series System DC Source and Xantrex XFR System Power Supplies*, AN 1502-2, 5989-1630EN  
<https://www.keysight.com/my/en/assets/7018-01259/application-notes/5989-1630.pdf>
- *How to Convert from a Xantrex XFR to an Keysight N5700*, AN 1503-2, 5989-1631EN  
<https://www.keysight.com/my/en/assets/7018-01260/application-notes/5989-1631.pdf>
- *Trends in Medium Power (~1 kW) DC Power Supplies*, 5989-1331EN  
<https://www.keysight.com/my/en/assets/7018-01236/application-notes/5989-1331.pdf>

Keysight's IO Libraries Suite ships with the N5700 to help you quickly establish an error-free connection between your PC and instruments - regardless of the vendor. It provides robust instrument control and works with the software development environment you choose.

For additional description of Keysight's IO Libraries Suite features and installation requirements, please go to <https://www.keysight.com/find/iosuite>



Keysight enables innovators to push the boundaries of engineering by quickly solving design, emulation, and test challenges to create the best product experiences. Start your innovation journey at [www.keysight.com](http://www.keysight.com).

This information is subject to change without notice. © Keysight Technologies, 2017 – 2024, Published in USA, October 2, 2024, 5989-1330EN